

# 27 200m Backstroke Women Heat

Official

OLY QT Olympic Standard 2:10.39





NZR Open New Zealand Long Course Record 2:09.13 2009-12-15 Melissa Ingram  AK

18yr 18 Years New Zealand Long Course 2:12.65 2008-07-04 Penelope Marshall



















Show more

Entries Heats Summary

## Total

Rank	Competitor	Age	Club	RT	PTS	Result	
1	 Godwin Emma	27	 Heretaunga Sundevils	+0.59		<b>2:12.74</b> Entry: 2:10.98 (+1.76)	Q
	50m: 30.41      100m: 1:03.93 (33.52)      150m: 1:37.98 (34.05) 200m: 2:12.74 (34.76)						
2	 McCarthy Gina	21	 Hamilton Aquatics	+0.65		<b>2:15.23</b> Entry: 2:12.57 (+2.66)	Q
	50m: 31.81      100m: 1:05.32 (33.51)      150m: 1:40.17 (34.85) 200m: 2:15.23 (35.06)						
3	 Gasson Helena	29	 Coast Swimming Club	+0.60		<b>2:15.56</b> Entry: 2:13.37 (+2.19)	Q
	50m: 30.80      100m: 1:04.73 (33.93)      150m: 1:40.05 (35.32) 200m: 2:15.56 (35.51)						
4	 Welsh Jesse	20	 Club 37	+0.69		<b>2:18.59</b> Entry: 2:15.82 (+2.77)	Q
	50m: 31.40      100m: 1:06.08 (34.68)      150m: 1:42.14 (36.06) 200m: 2:18.59 (36.45)						
5	 Gibson Isabelle	17	 Club 37	+0.72		<b>2:18.70</b> Entry: 2:16.08 (+2.62)	Q
	50m: 31.88      100m: 1:06.61 (34.73)      150m: 1:42.34 (35.73) 200m: 2:18.70 (36.36)						
6	 Pratt-Smith Zyleika	20	 Coast Swimming Club	+0.68		<b>2:18.73</b> Entry: 2:16.54 (+2.19)	Q
	50m: 32.56      100m: 1:07.81 (35.25)      150m: 1:44.09 (36.28) 200m: 2:18.73 (34.64)						
7	 Mihaka Pippa	16	 Hamilton Aquatics	+0.68		<b>2:20.11</b> Entry: 2:18.86 (+1.25)	Q
	50m: 32.53      100m: 1:07.67 (35.14)      150m: 1:43.74 (36.07) 200m: 2:20.11 (36.37)						
8	 Shivnan Molly	21	 Mt Maunganui Swim...	+0.62		<b>2:20.42</b> Entry: 2:12.85 (+7.57)	Q
	50m: 32.37      100m: 1:07.45 (35.08)      150m: 1:43.97 (36.52) 200m: 2:20.42 (36.45)						
9	 Peebles Liv	18	 North Shore Swimmi...	+0.60		<b>2:21.71</b> Entry: 2:13.70 (+8.01)	R1
	50m: 32.60      100m: 1:08.71 (36.11)      150m: 1:45.09 (36.38) 200m: 2:21.71 (36.62)						
10	 George Amber	19	 Coast Swimming Club	+0.60		<b>2:22.11</b> Entry: 2:19.55 (+2.56)	R2
	50m: 32.03      100m: 1:08.39 (36.36)      150m: 1:45.26 (36.87)						

200m: 2:22.11 (36.85)

11	 van Veldhuizen Breeze	16	 Heretaunga Sundevils	+0.66	<b>2:24.65</b> Entry: 2:18.57 (+6.08)
	50m: 33.33 200m: 2:24.65 (37.18)	100m: 1:10.07 (36.74)	150m: 1:47.47 (37.40)		
12	 McEwan Talitha	18	 Mt Maunganui Swim...	+0.68	<b>2:24.68</b> Entry: 2:15.74 (+8.94)
	50m: 33.94 200m: 2:24.68 (37.50)	100m: 1:10.18 (36.24)	150m: 1:47.18 (37.00)		
13	 Ennor Zoe	16	 Heretaunga Sundevils	+0.56	<b>2:26.28</b> Entry: 2:22.22 (+4.06)
	50m: 34.11 200m: 2:26.28 (37.33)	100m: 1:11.50 (37.39)	150m: 1:48.95 (37.45)		
14	 Stanford Holly	16	 Greendale Swim Club	+0.67	<b>2:26.45</b> Entry: 2:20.90 (+5.55)
	50m: 32.91 200m: 2:26.45 (38.53)	100m: 1:09.14 (36.23)	150m: 1:47.92 (38.78)		
15	 Twose Charlie	19	 Coast Swimming Club	+0.67	<b>2:29.06</b> Entry: 2:22.11 (+6.95)
	50m: 34.02 200m: 2:29.06 (38.85)	100m: 1:11.36 (37.34)	150m: 1:50.21 (38.85)		
16	 Brooker Lucy	21	 Wharenui Swim Club	+0.70	<b>2:33.08</b> Entry: 2:29.65 (+3.43)
	50m: 34.31 200m: 2:33.08 (40.36)	100m: 1:12.15 (37.84)	150m: 1:52.72 (40.57)		
17	 Cole Charlotte	18	 Heretaunga Sundevils	+0.67	<b>2:33.20</b> Entry: 2:30.12 (+3.08)
	50m: 34.26 200m: 2:33.20 (39.62)	100m: 1:13.44 (39.18)	150m: 1:53.58 (40.14)		
18	 Stanley-Hunt Mia	17	 Coast Swimming Club	+0.67	<b>2:34.59</b> Entry: 2:20.78 (+13.81)
	50m: 34.13 200m: 2:34.59 (41.05)	100m: 1:12.46 (38.33)	150m: 1:53.54 (41.08)		
19	 Wallace Emma	18	 Pukekohe Swimming ...	+0.65	<b>2:36.66</b> Entry: 2:29.18 (+7.48)
	50m: 34.56 200m: 2:36.66 (41.21)	100m: 1:13.94 (39.38)	150m: 1:55.45 (41.51)		